



FINANCING UN WOMEN'S GENDER EQUALITY AND WOMEN'S EMPOWERMENT MANDATE

**EXECUTIVE BOARD SECOND REGULAR SESSION
STRUCTURED DIALOGUE ON FINANCING
12 SEPTEMBER 2023**

UN WOMEN IN THE FINANCING ENVIRONMENT 2022

UN SYSTEM

STRENGTHS

Adequately funded, the UNDS is an unparalleled multilateral platform to advance reform and the SDGs.

S

WEAKNESSES

Growing pressure on ODA and increased earmarked funding compounds an already challenging funding landscape for UNDS.

W

Funding Compact 2.0 offers an opportunity for ambitious, measurable indicators and stronger accountability and commitment from Member States and UNDS

O

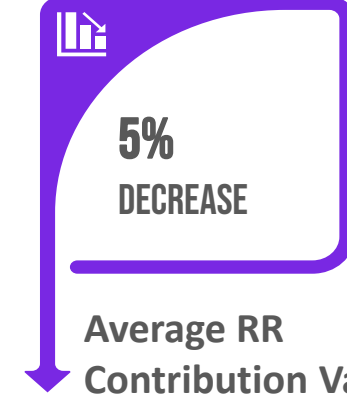
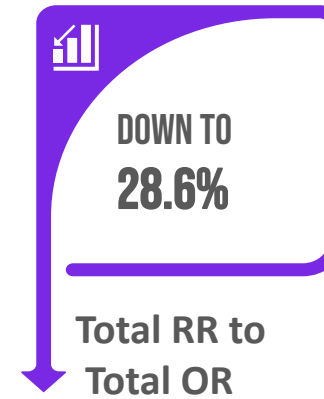
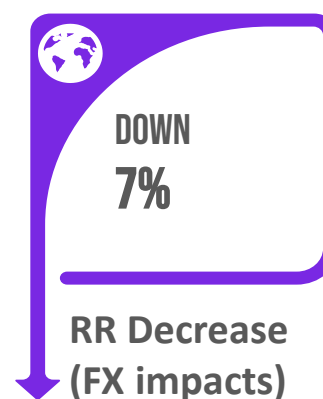
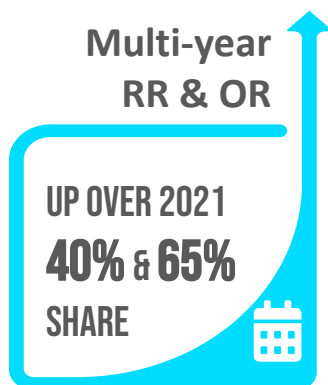
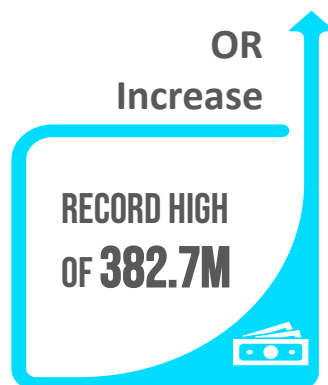
Creeping financing emergency with declining core and over reliance on project-based funding that risks fundamentally changing the character of UNDS entities.

T

OPPORTUNITIES

THREATS

UN WOMEN



2022 STRATEGIC PLAN INVESTMENT RESULTS

Ending VAW

868 public and private partners supported across **41 countries** to strengthen the provision of ERAW essential goods and services, with UN-Women supported platforms providing **2.8+ million** women and girls access to ERAW services in **20 countries**.



Economic Empowerment

26 countries tackled financing for care infrastructure and services, facilitating women's paid employment; **15 national social protection systems** built that are gender-responsive and reduce gender gaps.



5 GENDER EQUALITY



Governance & Participation

157 laws & policies were amended, adopted or implemented to advance gender equality in **6 regions**; and **+86,000** women and girls strengthened leadership capacities to participate in public life.



Peace & Security, Humanitarian

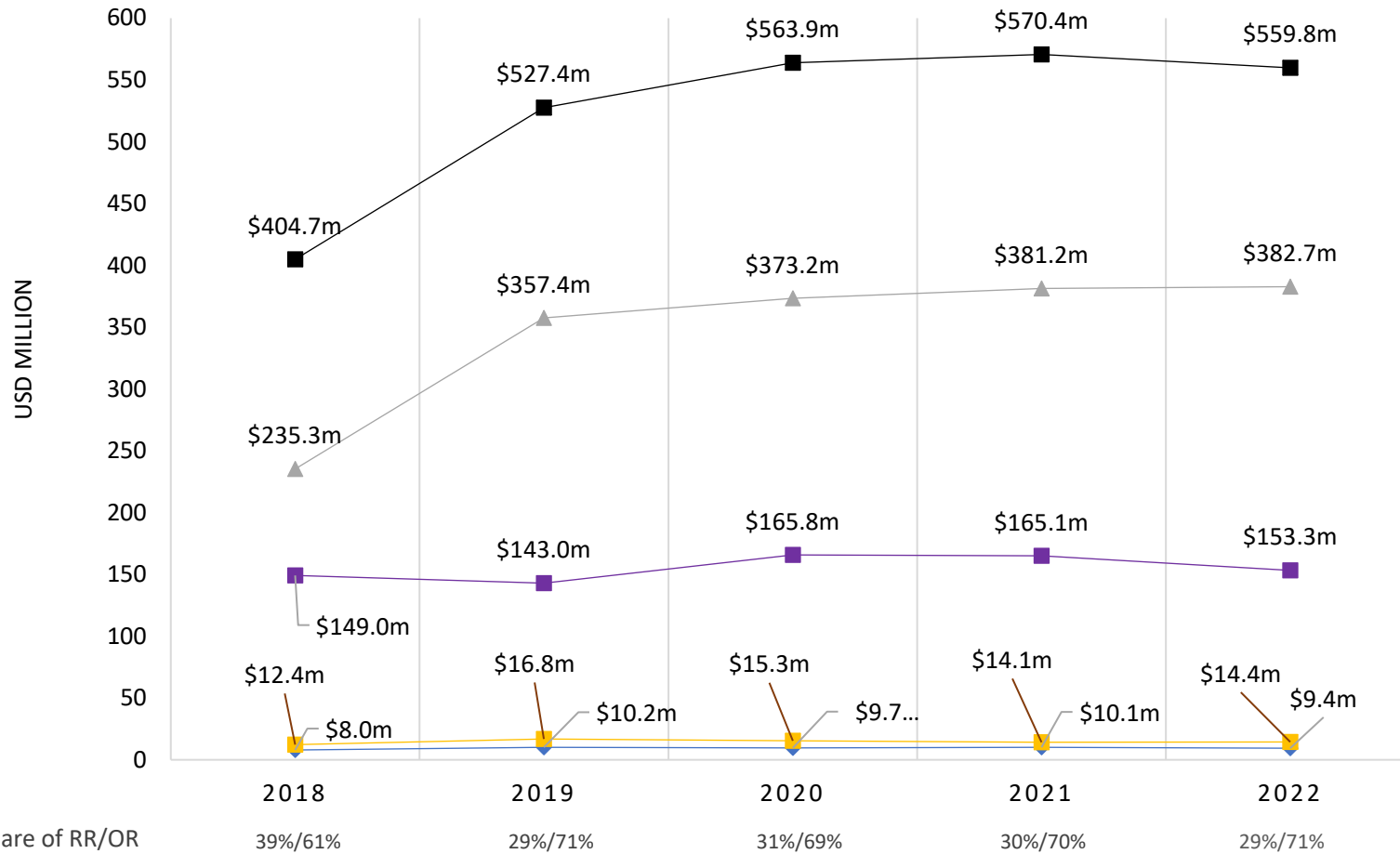
+800,000 women and girls in crisis settings received services and information; **1,330 women's organizations** supported to participate in refugee and humanitarian coordination; disaster resilience work in **61 countries**.



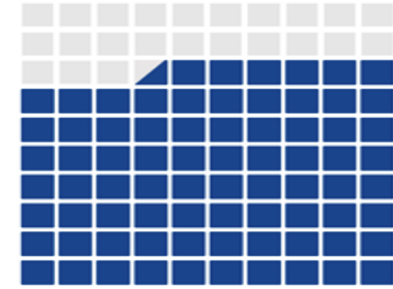
2022 REVENUE & FUNDING GAP

Revenue by type, 2018-2022

Assessed Resources Regular Resources Other Resources Other Revenue Total Contributions

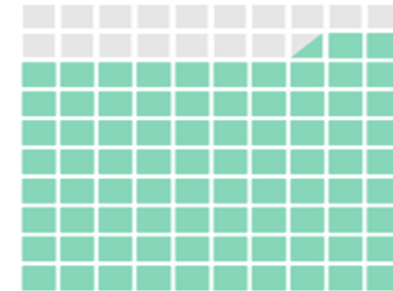


\$47 M RR GAP



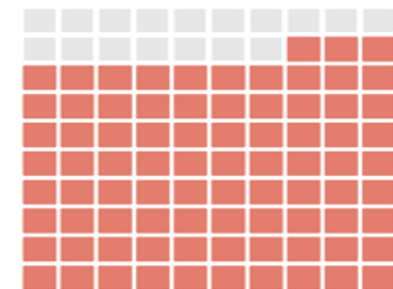
2022

\$35 M RR GAP



2021

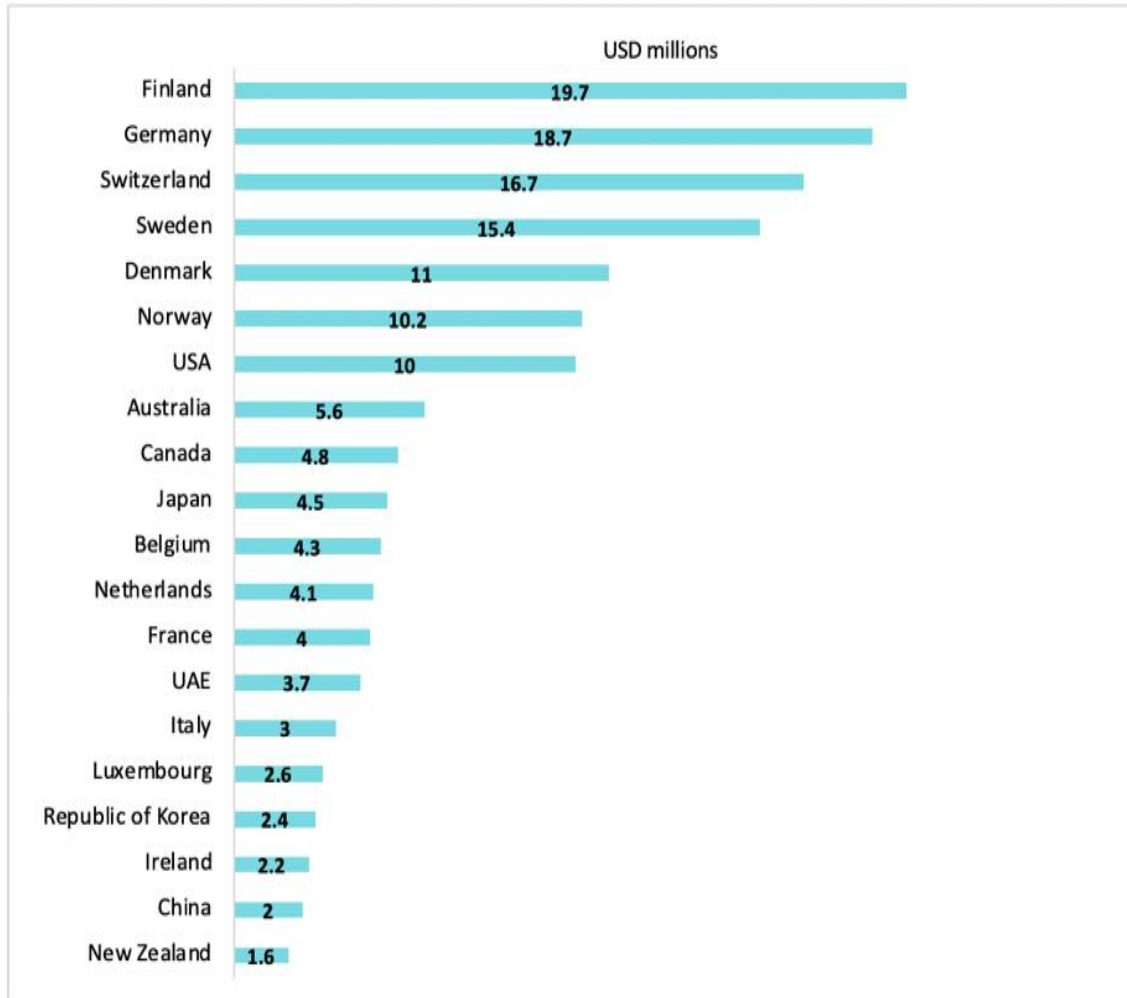
\$34 M RR GAP



2020

REGULAR RESOURCES

Top 20 RR Partners, 2022



151

MILLION IN RR RECEIVED FROM MEMBER STATES

76

GOVERNMENTS CONTRIBUTED RR TO UN WOMEN

15

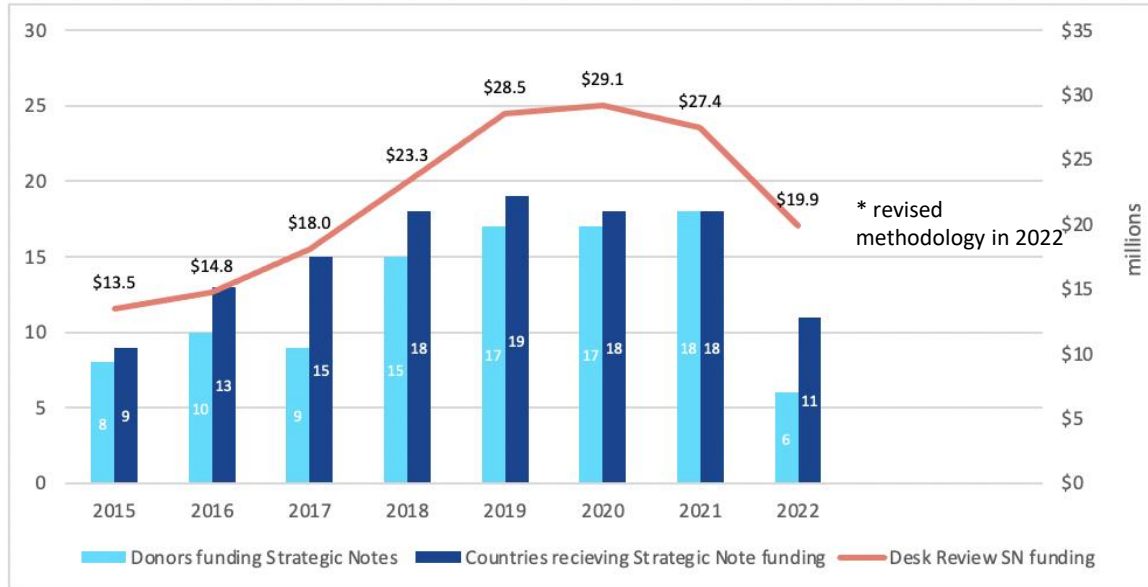
GOVERNMENTS PROVIDED MULTI-YEAR RR COMMITMENTS IN 2022

10

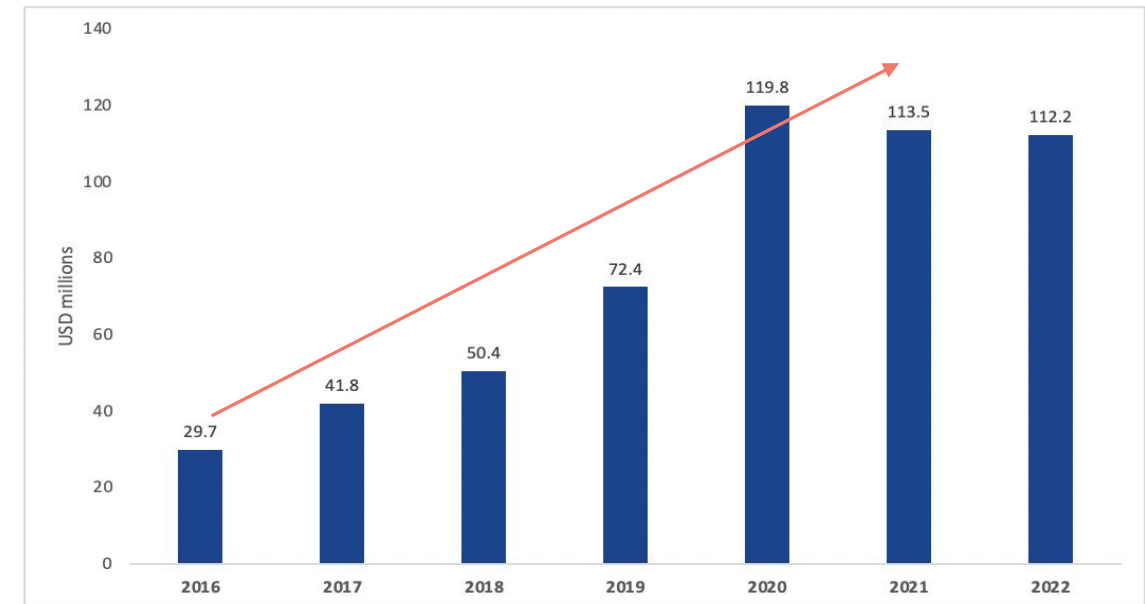
MEMBER STATES INCREASED RR CONTRIBUTIONS IN 2022

STRATEGIC NOTE, POOLED & INDIVIDUAL GIVING FUNDING

Strategic Note funding 2015-2022



Pooled funding 2016-2022



*Source: manual Donor Agreement Management System (DAMS) key word search, total agreement value annualized 2015-2021; DAMS tagging 2022 Desk Review per SP_O_5A

\$10,513,447



Over \$10 million in regular resources raised through individual giving since 2017.



THANK YOU